



Chemicals & Coating

Respirators & Scotch Brite™I-2

Brake Cleaner & Lubricants.....I-2

Aerosol AdhesiveI-2

WD-40I-2

Bio-Kleen Stain Remover, Cleaner, PolishI-3

Grease & OilI-4

Brake FluidI-4

Spray-on Undercoating.....I-4

SealantsI-4

Pin StripersI-5

Warning & Specification Decals.....I-5

Truck Bed CoatingI-5

VHB TapeI-6

Metal Surface CleanerI-6

PrimerI-7

ReducerI-7

Enhancer.....I-7

Hardener.....I-7

Valspar Trailglo Enamel.....I-9

Valspar Supreme Acrylic EnamelI-9

How-To Section Index

Differences Between Trailglo Enamel & Supreme AcrylicI-8

Painting TipsI-10

Instructions For Application of Metal Surface Cleaner.....I-10

CHEMICALS & COATING

Respirators & Scotch Brite™



For surface preparation and other general purpose cleaning, use 3M Scotch-Brite™ pads. These maroon pads are reusable and are classified as medium grit.



You can expect high quality performance and comfortable fit from all 3M respirators. Always refer to 3M published specifications for proper respirator selection and use. Choose a 3M respirator to meet your needs:

- Grinding, sanding, buffing, and sweeping
- Spraying paint, primer, undercoating or rust-proofing
- Welding

PART NO.	REF. NO.	DESCRIPTION
07192	360722	RESPIRATOR, PAINT, MED DISPOSABLE, W/REPLACEABLE PREFILTERS
07193	360725	RESPIRATOR, PAINT, LARGE DISPOSABLE, WITH REPLACEABLE PREFILTERS
07194	360728	REPLACEMENT PREFILTERS FOR PAINT RESPIRATOR (BOX OF 10)
07447	360734	SCOTCH-BRITE MAROON PAD, 6" X 9" (BOX OF 20)

Chemicals & Lubricants



if it matters, we're on it.®



Valspar Renew products can be used as supplies for your shop, as well as for resale to your customers. This Valspar Renew line makes a great shelf presentation in a retail environment. Get top quality and performance from these chemicals and lubricants. The aerosol sprays contain no chlorides and no environmentally harmful CFC's.

PART NO.	REF. NO.	DESCRIPTION
REN120	391500	RENEW 16 OZ. SPRAY BRAKE CLEANER NON-CHLOR
REN240	391520	RENEW 12 OZ. SPRAY WHITE LUBRICANT
REN250	391530	RENEW 12 OZ. SPRAY RUST BUSTER
REN100A	391581	VALSPAR DOT BRAKE FLUID 12 OZ.

Aerosol Adhesive

CHEMICALS & COATING



3M Hi-Strength 90 is a fast drying, contact-type adhesive used for permanently bonding laminates, particleboard, wood, metal, many plastics including polyethylene and propylene foam, concrete and many other materials. The formula provides low soak-in and high contact-bond strength, keeping more adhesive on the surface to provide better coverage, and high heat resistance. Spray nozzle has precise control and variable spray width, making it easy to apply. 3M recommends double coating both surfaces in a crisscross pattern, with 2 to 5 minutes of drying time. This 24-ounce aerosol can covers approximately 130 square feet.

PART NO.	REF. NO.	DESCRIPTION
3M90	391410	ADHESIVE SPRAY 24OZ 3M HI-STRENGTH 90

WD-40®



WD-40® cleans and protects metal and displaces moisture. It is designed to stop squeaks and to loosen rusted parts.

PART NO.	REF. NO.	DESCRIPTION	SIZE
40-1	392800	WD-40 BULK	1 GAL.

All-Purpose Stain Remover, Cleaner & Polish

BLACK STREAK REMOVER just spray it on and wipe it off! This multi-purpose cleaner/degreaser is designed to remove soils and marks with a minimum effort on a wide variety of hard surfaces. No rinsing needed and is residue free. Excellent for use on fiberglass, engines, counters, grills, tools, appliances, chrome, stainless steel and other non-porous surfaces.

SUPER SUDS is an economical liquid concentrate boat, RV, trailer and vehicle wash. It quickly removes dirt and grime. The rich, high foam

rinses freely, leaving a streak free clean surface that cleans without removing sealants or waxes. Specifically incorporated polymers leave behind added protection and shine. Super Suds is a non-hazardous chemical. Use one or two ounces per gallon of water and apply to a cool surface using a clean sponge, wash brush or mitt. Before the soap dries, rinse with water.



ALUMA-KLEEN cleans and brightens aluminum and metal surfaces on your boat, RV and trailer. Removes oxidation, stains and discoloration. Contains corrosion inhibitors to keep rust from returning. Excellent for removing road salt corrosion on your aluminum trailer. For a mirror finish, follow up with an application of Bio-Kleen Renew fiberglass and metal polish.

RENEW is a professional restoration product for fiberglass. Easily renews faded and oxidized fiberglass to its original color. Renew is also a fast-drying metal polish. Formulated for hand cleaning of aluminum, stainless steel, chrome, gold, brass, silver and other surfaces. Heat resistant on metals up to 1,350°. Remove heavy corrosion first with Bio-Kleen Aluma-Kleen.

BILGE CLEANER dissolves any sludge, grease or soils. This is a neutral pH, multi-purpose, emulsion cleaner/degreaser that is non-toxic and biodegradable. It is non-corrosive to most metals, so it can be used on just about everything; from cleaning bilges, machinery, parts, equipment, and it is great for engine degreasing.

AMAZING ARMOR conditions and renews Vinyl, Leather & more! This non-greasy formula protects and beautifies vinyl, leather, rubber, plastic and wood. Guards against ozone, ultraviolet rays (SPF 70) and oxygen destruction that cracks and hardens these materials. Applications to rubber RV roof will reduce chalking that causes white streaks. Forms an anti-static layer of protection that deters water, stains, dust and dirt; prolonging the time in between cleaning, making it easier to clean the next time. Use on vinyl/leather seats, tires, bumper guards, dash boards, vinyl tops, trim, shoes and more!

HULL CLEANER is an excellent choice for Marine & RV fiberglass, metals and anodes. It dissolves and removes chalking, algae, rust, scale, lime, corrosion, soap scum, oxidation, yellow stains from a fiberglass RV and most water minerals from fiberglass and acid resistant surfaces. The clinging spray-on gel increases surface penetration. Use on fiberglass boats, RV's, metals, tires & rims, props, outboards, pontoons, sinks, bathtubs, shower stalls, toilet seats & bowls, stainless steel fixtures, swimming pools, ceramic tiles and grout.

CHEMICALS
& COATING

PART NO.	REF. NO.	DESCRIPTION
M00507	391411	BLACK STREAK REMOVER 32OZ
M00509	391412	BLACK STREAK REMOVER 1 GAL
M00515	391413	BLACK STREAK REMOVER 5 GAL
M01107	391415	SUPER SUDS BOAT & RV WASH 32OZ
M00107	391420	ALUMA-KLEEN ALUM CLEANER 32 OZ
M00109	391421	ALUMA-KLEEN ALUM CLEANER 1 GAL
M00115	391422	ALUMA-KLEEN ALUM CLEANER 5 GAL
M01003	391430	RENEW ALUMINUM POLISH 4 OZ
M00407	391431	BILGE CLEANER 32 OZ
M00207	391432	AMAZING ARMOR 32 OZ
M00607	391436	HULL & FIBERGLASS CLNR 32OZ
M00307	391438	AMAZING CLEANER 32 OZ BOTTLE
M00707	391440	OXIDATION REMVR 32 OZ BOTTLE
M00803	391442	POLISH AND SEALANT 4 OZ



Grease & Oil



Designed to provide excellent shear resistance, this Wheel Bearing Grease fights high temperature run-out and caking, and is highly water resistant. It is recommended for heavy-duty bearing applications that include extreme pressure and high temperatures. White Grease in a cartridge is an all-purpose grease designed for hinges and other general applications, but is **not** designed for bearings.

PART NO.	REF. NO.	DESCRIPTION	SIZE
PE80	392100	PENNZOIL 80W90 GEAR LUBE, BOTTLE	32 OZ.
4050-1	392200	RED, WHL BEARING GREASE	1 LB.
4050-4	392400	RED, WHL BEARING GREASE	4 LB.
4050-T	392000	GREASE CARTRIDGE	14 OZ.
4050-TWB	392500	RED TUBE, WHL BEARING GREASE	14 OZ.
SL3120	392600	BLUE TUBE, MARINE WHL BRG GRS	14 OZ.
22058	392700	DI-ELECTRIC TUNE UP, GREASE TUBE	3 OZ.

Brake Fluid



Recommended for all types of brake systems (drum and disc brakes), this Brake Fluid mixes with all brake fluids approved by car, truck, tractor and bus manufacturers. Meets or exceeds DOT-3 specifications.

PART NO.	REF. NO.	DESCRIPTION	SIZE
BF1G	391800	BRAKE FLUID	1 GAL.

Spray-On Undercoating



Spray-On Undercoating protects metal from corrosion and abrasion; helps prevent rusting, reverse dimpling of wheel wells and fenders; provides a sound-dampening coating on door skins; helps keep paint from chipping and peeling – can be used as “spray-on” gravel guard. Application of undercoating is convenient and easily applied to hard to reach places such as undercarriages, wheel wells and fenders.

PART NO.	REF. NO.	DESCRIPTION	SIZE
737	391400	SPRAY-ON RUBBERIZED UNDERCOATING	18 OZ. CAN

Sealants

“SCS” Silicone Sealant can be used for permanent, water-tight bonds and will not crack, mildew or shrink. It can be used with glass, ceramic, steel, and most plastics. Part #2300 is a paintable sealant that works on all surfaces, including aluminum. Part # 2300B is ideal for use with trailer wall liner.



PART NO.	REF. NO.	COLOR	TYPE	SIZE
2300	389991	CLEAR	TRIPOLYMER	10.3 OZ.
2300B	389993	BLACK	TRIPOLYMER	10.3 OZ.
SCS1001	390000	CLEAR	SILICONE	10.3 OZ.
SCS1002	390200	WHITE	SILICONE	10.3 OZ.
SCS1009	390300	SILVER/ALUMINUM	SILICONE	10.3 OZ.

Pin Stripers

A Pin Striper with guides is recommended when a perfect stripe is needed - decorative striping, identification marking or application of adhesive materials. Pin striper will stripe in many positions and will produce a wide variety of stripes.

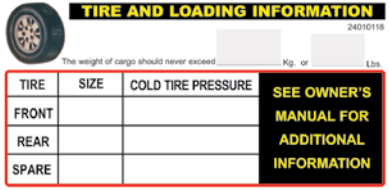
PART NO.	REF. NO.	DESCRIPTION	SIZE HEADS
1004	493700	SINGLE LINE GRAVITY FED	1/16"
CRAFT-2	493800	CRAFTSMAN MODEL W/2 HEADS	1/16" & 1/32"
DELUXE-3	494000	DELUXE MODEL W/3 HEADS	3/32", 1/32" & 7/64"



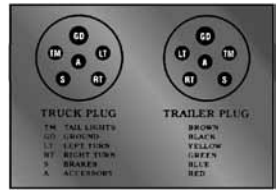
Warning and Specification Decals



3030



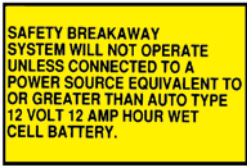
3070



3060



3001



3050

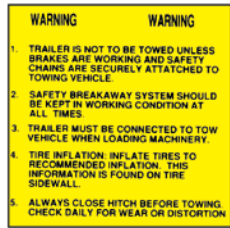


3040



3010

PART NO.	REF. NO.	DESCRIPTION	DIMENSIONS
3001	414025	WARNING DECAL: "DO NOT EXCEED..."	2 7/16" X 3 1/2"
3010	414050	WARNING DECAL: "CHECK BEFORE TOWING..."	2 7/8" X 2 7/8"
3020	414075	WARNING DECAL: "TRAILER NOT TO BE..."	2 7/8" X 2 7/8"
3030	414100	WARNING DECAL: "CHECK WHEEL LUG..."	2" X 2"
3040	414125	WARNING DECAL: "SECURE ALL GATES..."	2 7/16" X 3 1/2"
3050	414150	WARNING DECAL: "SAFETY BREAKAWAY..."	2 7/16" X 3 1/2"
3060	414175	SPEC DECAL: "WIRING DIAGRAM FOR 6..."	2 7/16" X 3 1/2"
3070	414155	DECAL: TIRE AND LOADING INFORMATION	2" X 4"



3020

valspar

if it matters, we're on it.®

Truck Bed Coating

This new bed liner from Valspar is perfect for all of your truck bed and trailer applications. This bed liner is great on exterior and interior body panels of your trailer. To apply this product, just roll on, brush on, or spray on using an undercoating gun. Valspar bed liner is easy to apply, strong, and one gallon is enough to cover up to 150 sq. feet.

PART NO.	REF. NO.	DESCRIPTION
265G-1	391402	COATING, WATER BORNE FOR TRUCK BEDS, 1 GAL



CHEMICALS & COATING

VHB Tape

Traditional fasteners get in the way when you add graphic film to any mode of transportation. By eliminating rivets, screws and welding, then attaching stiffeners to panels using 3M™ VHB™ Tape, your trailers, trucks, buses, and trains become seamless. Further, every hole drilled into a vehicle for a screw or rivet provides leak potential. 3M™ VHB™ Tape eliminates the holes – and therefore the problem – while creating a moisture seal. For commercial vehicles, which constantly battle the elements, 3M™ VHB™ Tape increases your weather resistance.

WE OFFER 3 SERIES OF VHB TAPE TO MEET YOUR TRAILER BUILDING NEEDS:

3M™ VHB™ Tape 4611: In many bonding situations this tape can replace rivets, spot welds, or other permanent fasteners. This family of tape is typically used on metal or, with a primer, on painted surfaces in applications such as sideskin attachment on trailers.

3M™ VHB™ Tape 4941F: Is a more versatile tape and can provide excellent adhesion to a broad range of substrates such as metals, glass, and a wide variety of plastics. This conformable product can provide good contact, even with mismatched substrates. It has also been used for sideskin attachment.

3M™ VHB™ Tape 4622: Is a unique tape which has been used in the industry to bond roof bows and roof panels.

All 3 of these tapes require surface abrasion, cleaning, and/or priming to properly bond with the variety of substrates in the marketplace.



PART NO.	REF. NO.	DESCRIPTION
4611	389812	4611 SERIES VHB TAPE 1"X.045"X36YDS (BOX 9)
4622	389814	4622 SERIES VHB TAPE 1"X.045"X36YDS (BOX 9)
4941F34	389818	4941F SERIES VHB TAPE 3/4"X.045"X36YDS (BOX12)
4941F-2PK	389822	4941F SERIES VHB TAPE 1"X.045"X36YDS (BOX 2)
4941F34-3PK	389824	4941F SERIES VHB TAPE 3/4"X.045"X36YDS (BOX 3)
4611-2PK	389826	4611 SERIES VHB TAPE 1"X.045"X36YDS (BOX 2)

Metal Surface Cleaner



valspar
if it matters, we're on it.®

The most important step of any paint application is surface preparation. The surface must be clean and free of dirt, surface rust or oils. As high as 70% of all coating failures can be directly attributed to inadequate surface preparation. To aid you in surface preparation, this metal surface cleaner is compatible with our paint system. Metal Surface Cleaner comes in a 1-gallon "concentrated" form. Use it "full strength" for those tough surfaces, or dilute it (1 gallon concentrate to 4 gallons water) for general surface cleaning.

PART NO.	REF. NO.	DESCRIPTION	SIZE
300C001	360963	METAL SURFACE CLEANER, CONCENTRATE	1 GAL.

Primer

Primer is a must for the proper paint job! Our non-sanding Primer provides a better surface for the paint to adhere to; filling minor surface irregularities. It also improves rust and corrosion resistance.

VALSPAR TRAILGLO				VALSPAR SUPREME			
PART NO.	REF. NO.	COLOR	SIZE	PART NO.	REF. NO.	COLOR	SIZE
341X003-1	360933	GRAY	1 GAL.	341X017-1	360601	GRAY	1 GAL.
341X003-5	360934	GRAY	5 GAL.	341X017-5	360602	GRAY	5 GAL.
341R003-1	360935	RED	1 GAL.				
341R003-5	360936	RED	5 GAL.				

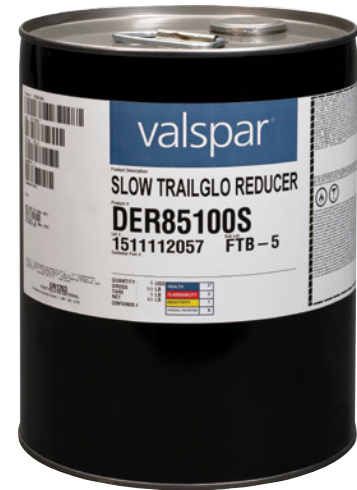


Reducer

Reducer is used to thin Paint or Primer to a viscosity that will allow proper spraying. The most effective Reducer to be used depends on the temperature in the area where a product is being sprayed. We offer three Reducers for various temperature ranges.

VALSPAR TRAILGLO				
PART NO.	REF. NO.	TYPE	TEMP RANGE	SIZE
DER85-100-1	360944	SLOW REDUCER	85° - 100°	1 GAL.
DER85-100-5	360946	SLOW REDUCER	85° - 100°	5 GAL.
DER65-90-1	360949	MED REDUCER	65° - 95°	1 GAL.
DER65-90-5	360951	MED REDUCER	65° - 95°	5 GAL.
DER45-75-1	360954	FAST REDUCER	45° - 75°	1 GAL.
DER45-75-5	360956	FAST REDUCER	45° - 75°	5 GAL.

VALSPAR SUPREME				
PART NO.	REF. NO.	TYPE	TEMP RANGE	SIZE
DAR85-100-1	360651	SLOW REDUCER	85° - 100°	1 GAL.
DAR85-100-5	360652	SLOW REDUCER	85° - 100°	5 GAL.
DAR65-90-1	360653	MED REDUCER	65° - 90°	1 GAL.
DAR65-90-5	360654	MED REDUCER	65° - 90°	5 GAL.
DAR45-75-1	360655	FAST REDUCER	45° - 75°	1 GAL.
DAR45-75-5	360656	FAST REDUCER	45° - 75°	5 GAL.



Enhancer

Gloss Enhancer improves gloss, reduces water spots and improves the long term durability of Trailglo enamels. This additive is for use in less than ideal application conditions, such as high humidity or cold weather. When Gloss Enhancer is added to Trailglo, the paint has an unlimited pot life. **Use only use with Trailglo enamels.**

PART NO.	REF. NO.	DESCRIPTION	SIZE
665C001	360961	GLOSS ENHANCER	1 QUART



Hardener

Hardener is designed to increase gloss retention. It improves surface resistance to chips, chemicals, marring, water spotting and wrinkling. Hardener also speeds production by reducing tack-free and re-coat times.

PART NO.	REF. NO.	DESCRIPTION	SIZE
699C333	360959	ENAMEL HARDENER FOR TRAILGLO	1 QUART
699C900	360701	ACRYLIC ENAMEL HARDENER FOR SUPREME	1 QUART



Differences Between Trailglo Enamel and Supreme Acrylic

APPLICATION INFORMATION	TRAILGLO ENAMEL	SUPREME ACRYLIC
MAY BE USED W/O PRIMER:	Yes, over clean steel (no warranty).	Not recommended.
VALSPAR PRIMER USED:	341X003 Gray or 341R003 Red. 341X017 Gray may be used for higher quality primer.	341X017 Gray is recommended. 314X/R003 may be used, but w/poorer corrosion protection.
REASON FOR DIFFERENT PRIMERS:	341X/R003 dry faster & dry spray will sit on top of the primer on larger trailers.	341X017 stays wet longer, so dry spray melts back into the primer on larger trailers.
DRY FILM THICKNESS RECOMMENDATIONS: (1 MIL=1THOUSANDTH OF AN INCH)	1.0 mil primer; 1.5-2.0 mil top coat; 2.5-3.5 mil total film	1.0 mil primer; 1.5-2.0 mil topcoat; 2.5-3.5 mil total film
TYPE OF TRAILERS DESIGNED FOR:	Small trailers & flatbed gooseneck trailers	Horse & Stock trailers, quality built small & flatbed trailers

OPTIONAL ADDITIVES

URETHANE HARDENER:	Yes	Yes
PURPOSE OF URETHANE HARDENER:	Improves gloss, durability, chemical resistance, and chip resistance.	Improves gloss, durability, chemical resistance, and chip resistance.
DOES PAINT JELL W/URETHANE HARDENER:	Yes - must use paint in 4-6 hours.	Yes - must use paint in 4-6 hours.

PAINT REDUCING GUIDELINES FOR PRIMER AND TOPCOAT

IF BOOTH TEMPERATURE IS 75°F OR LESS	DER45-75 Fast Reducer	DAR45-75 Fast Reducer
IF BOOTH TEMPERATURE IS 60°F TO 90°F	DER65-90 Medium Reducer	DAR65-90 Medium Reducer
IF BOOTH TEMPERATURE IS OVER 90°F	DER85-100 Slow Reducer	DAR85-100 Slow Reducer

OTHER SPECIFICATIONS

TYPE OF PAINT:	Alkyd Enamel	Acrylic Enamel
DRY TIME TO WORK ON TRAILER:	10-15 minutes at 77°F	10-15 minutes at 77°F
DRY HARD:	72 hours	72 hours
EASE OF APPLICATION:	Good	Excellent
GLOSS:	Good	Excellent
WATER SPOT RESISTANCE:	Good	Excellent
TIME TO START LOSING MOST OF GLOSS:	1 - 1.5 Years	3.5 - 4 Years

OPTIONAL ADDITIVES

GLOSS ENHANCER:	Yes	No
PURPOSE OF GLOSS ENHANCER:	Improves gloss & durability. Converts Trailglo into an acrylic-modified enamel.	N/A
DOES PAINT JELL W/GLOSS ENHANCER:	No - Can use paint with gloss enhancer added at any time.	N/A

Valspar Trailglo Enamel

COLOR	16 OZ. SPRAY CAN		1 GAL.		5 GAL.	
	PART NO.	REF. NO.	PART NO.	REF. NO.	PART NO.	REF. NO.
NATIONAL BLUE	742A330-16	360804	742A330-1	360806	742A330-5	360811
HUNTER GREEN	N/A	N/A	742G316-1	360807	742G316-5	360808
DARK GRAY	N/A	N/A	742X305-1	360809	742X305-5	360810
MEDIUM YELLOW	N/A	N/A	742Y302-1	360812	742Y302-5	360813
GLOSS BLACK	742B301-16	360814	742B301-1	360816	742B301-5	360821
EQUIPMENT ORANGE	N/A	N/A	742R354-1	360817	742R354-5	360818
CUMULUS GRAY METALLIC	N/A	N/A	742X307-1	360819	742X307-5	360820
FLEET WHITE	742W370-16	360824	742W370-1	360826	742W370-5	360831
NEW CAT YELLOW	742Y390-16	360850	742Y390-1	360853	742Y390-5	360856
BRIGHT RED	742R395-16	360861	742R395-1	360862	742R395-5	360863
IMPLEMENT GREEN	742G340-16	360871	742G340-1	360874	742G340-5	360876
REGATTA BLUE MET	742A308-16	360886	742A308-1	360888	742A308-5	360891
GRAY METALLIC	742X302-16	360894	742X302-1	360896	742X302-5	360901
SILVER METALLIC	742S325-16	360918	742S325-1	360920	742S325-5	360923
DARK RED	742R348-16	360924	742R348-1	360926	742R348-5	360928

Valspar Supreme Acrylic Enamel

Color	1 Gallon		5 Gallon	
	Part No.	Ref. No.	Part No.	Ref. No.
STANDARD RED	750R927-1	359752	N/A	N/A
AMAZON GREEN METALLIC	750G945-1	359753	750G945-5	359754
CHERRY RED METALLIC	750R994-1	359756	750R994-5	359757
DARK SPIRAL GRAY	750X973-1	359758	750X973-5	359759
SILVER METALLIC	750S926-1	359760	750S926-5	359761
EQUIPMENT ORANGE	750R454-1	359762	750R454-5	359763
SAFETY BLUE ENAMEL	750A022-1	359764	750A022-5	359765
BEIGE PEARL METALLIC	750N939-1	359767	750N939-5	359768
GRAY PEARL METALLIC	750X914-1	359769	750X914-5	359770
COACH BLACK	750B989-1	359778	750B989-5	359779
MEDIUM YELLOW	750Y002-1	359780	750Y002-5	359781
INDIGO BLUE METALLIC	750A939-1	359782	N/A	N/A
IMPLEMENT GREEN	750G040-1	359783	750G040-5	359784
SAFETY YELLOW	750Y004-1	359785	750Y004-5	359786
PEWTER METALLIC	N/A	N/A	750N912-5	359787
TRACTOR BLUE	750A004-1	359788	750A004-5	359789
VICTORY RED	750R974-1	359791	750R974-5	359792
OLYMPIC WHITE	750W908-1	359793	750W908-5	359794
NEW CAT YELLOW	750Y902-1	359795	750Y902-5	359796



CHEMICALS
& COATING

Painting Tips

SURFACE PREPARATION

Dirt, oil, grease, or other contaminants can cause loss of adhesion or surface imperfections, resulting in problems that may show up immediately or after a period of months. The following recommendations can be used as a guide in cleaning the surface to be painted.

BARE STEEL: Use a grease and wax removing solvent (*Metal Surface Cleaner-See instructions below*) to remove dirt, oil, grease, and other contaminants that have collected on the metal. Washing with detergent and water may also be done, if rinsed well. Be sure care is taken to completely dry the metal before painting.

PAINTED SURFACES: It is recommended the entire surface be sanded with 220-280 grit sandpaper before painting. Wash with detergent and water, rinse well and allow to completely dry. Solvent clean with a grease and wax remover (*Metal Surface Cleaner-See instructions below*) to remove any oils, waxes, or other contaminants that may be left on the surface. All broken areas of paint must be feather edged to prevent lifting and improve appearance.

PAINTS & PRIMERS: As a starting point, it is recommended that Paints & Primers be reduced 20-25% with the proper Reducer for current temperature conditions. Reduction Ratio should then be adjusted, if necessary, for painting conditions and style of application. If you have any questions, contact your dealer for assistance.

HARDENER: Hardener should be used at an 8 to 1 ratio (1 pint to 1 gallon), adding hardener to paint BEFORE paint is reduced. Paint with hardener mixed in should be used within 4 hours after adding hardener. Any material sprayed after 4 hours may have lower gloss. Clean all paint equipment immediately after use, as the material will "gel" if left in the fluid lines, etc., causing permanent damage. The paint should not gel in less than 8 hours.

SAFETY

This product contains solvents and/or other chemical ingredients. Adequate health & safety precautions should be observed during all storage, handling, use and drying periods. For safest usage, user is specifically directed to consult the current Material Safety Data Sheet for this product. (Additional copies available upon request.)

Contact your dealer for additional assistance.

The information contained herein is, to our knowledge, true and accurate.

All recommendations are made without guarantee since the conditions and applications are beyond our control.

We recommend all products be tested by the customer to determine the suitability to the end use requirements.

COMMON PAINT PROBLEMS

FISH EYES: Small, crater-like openings in the finish after it has been applied.

Causes: Improper surface cleaning or preparation. Contamination of air lines.

LIFTING: Surface distortion or shriveling, while the topcoat is being applied or while drying.

Causes: Wrong thinner or reducer.

ORANGE PEEL: Uneven surface formation, much like that of the skin of an orange. Paint droplets dry out before they can flow together.

Causes: Improper gun adjustment and techniques. Too little air pressure, wide fan patterns or spraying at excessive gun distances. Wrong thinner or reducer. Reduced paint thinned with fast evaporating reducer. Atomized droplets become too dry before reaching surface. Too little thinner or reducer. Materials not uniformly mixed.

PINHOLING: Tiny holes or groups of holes in the finish or primer. Usually the result of trapped solvents, air, or moisture.

Causes: Improper surface cleaning or preparation. Moisture left on primer will pass through the wet topcoat to cause pinholing. Contamination of air lines. Moisture or oil in air lines will enter paint while being applied and cause pinholes when released during the drying stages.

RUNS OR SAGS: Heavy application of sprayed material that fails to adhere uniformly to the surface.

Causes: Too much or wrong thinner/reducer. Excessive film thickness without allowing proper dry time. Shop or surface too cold.

CHALKING: Formation on the paint finish caused by pigment powder no longer held together by the resin, which makes the finish look dull.

Causes: (other than normal weathering) The wrong type of reducer which can harm topcoat durability. Too little primer or topcoat applied. Excessive mist coats when finishing a metallic color application.



Instructions For Application of Metal Surface Cleaner

- Always use clean, lint-free rags. Do not use shop towels or grease rags. Do not reuse rags.
- Pour cleaner on rag. Do not dip dirty rag into cleaner.
- Do not let cleaner set or soak on previously painted or primed surfaces. You may use cleaner to wipe down painted or primed surfaces. However, if cleaner puddles or soaked rag sets on painted or primed surfaces, the paint or primer will soften and begin to dissolve, thereby forcing you to remove the paint or primer down to bare metal.
- Start at the top and work your way down.
- Wipe evenly and rotate to a clean area of rag often to avoid recontaminating cleaned surface with a dirty rag.
- To determine if surface is clean: Properly cleaned surface will sheet water off; beading indicates an oily surface.
- Cleaner must be totally evaporated before priming or painting. The surface should be dry to the touch. Depending on humidity and ambient temperature, cleaner will evaporate within 20-30 minutes.
- Handling of cleaned surfaces may cause rusting or contamination.
- Although this cleaner has a higher flash point (143 deg. F), which makes it "less flammable", and has less odor than most cleaning solvents, the use of gloves and safety glasses is still recommended. Other precautions listed on the Material Safety Data Sheet need to be followed.