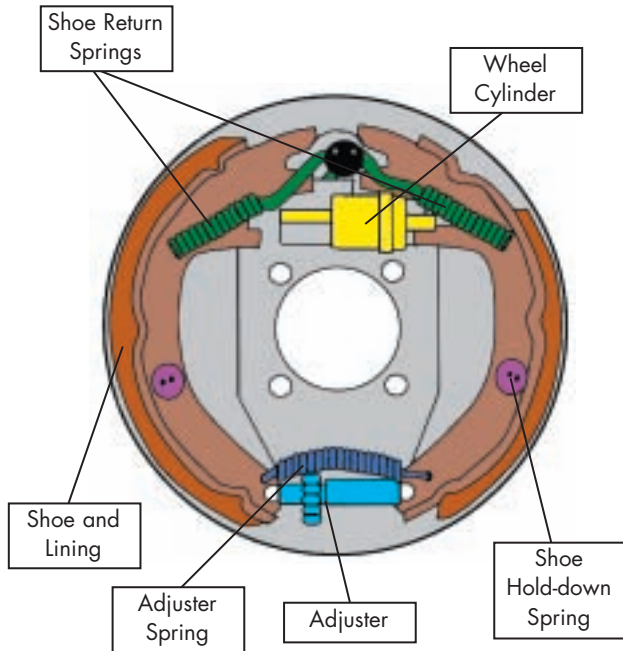
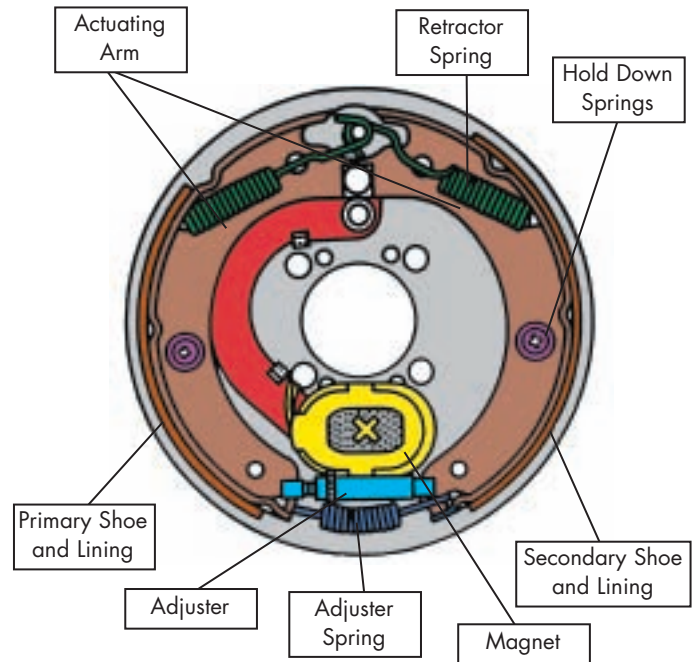


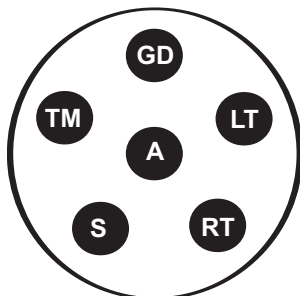
Hydraulic Drum Brakes



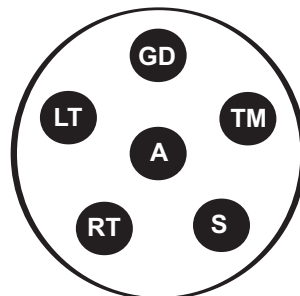
Electric Drum Brakes



Typical Wiring Diagram for 6-Way Round Connectors



Vehicle End

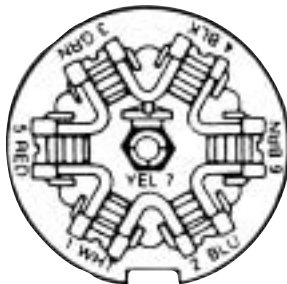


Trailer End


S*	Brakes	Blue
GD	Ground	Black
TM	Taillights	Brown
RT	Right Turn	Green
A*	Accessory	Red
LT	Left Turn	Yellow

*Caution: Some manufacturers use "S" for Accessory and "A" for Brakes. Locate wires by function only. Color coding is not standard among all manufacturers

Typical Wiring Diagram for 7-Pole RV (Blade) Connectors



Vehicle End



Trailer End

1	Ground	White
2	Electric Brakes	Blue
3	Tail, Running Lights	Green
4	Battery	Black
5	LH Stop & Turn	Red
6	RH Stop & Turn	Brown
7	Auxiliary	Yellow

Locate wires by function only. Color coding is not standard among all manufacturers